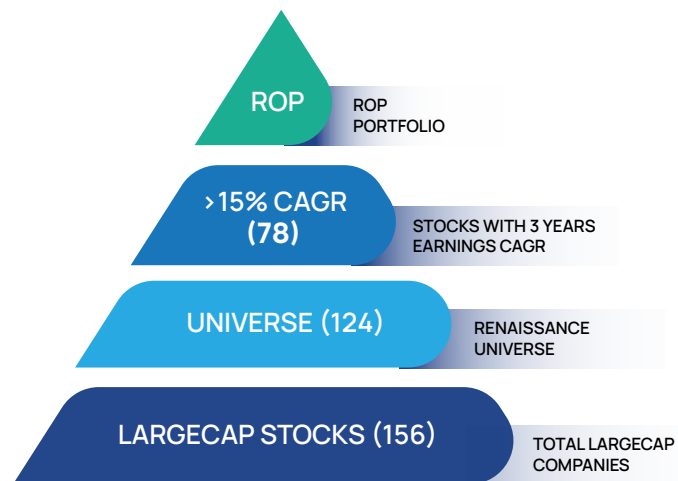


## ABOUT THE FUND

Renaissance Opportunities Portfolio is a Growth Oriented Large Cap Portfolio. The portfolio invests in Good Quality Large cap companies that can deliver strong growth over the medium to long term. It's a focused portfolio of 25-30 companies that is built on a bottom-up approach on best opportunity basis. Our portfolio companies are the market leaders in their respective industry and are managed by competent management team with high standards of corporate governance.

## INVESTMENT STRATEGY OF THE PORTFOLIO

- High Quality Large Cap Portfolio
- Portfolio build on best opportunity basis
- Blend of Growth & Quality
- Large cap oriented portfolio with ~75-85% weightage
- Diversified portfolio of 25-30 stocks



## UNIQUE INVESTMENT PHILOSOPHY - (SQARP)<sup>TM</sup>

<b>Sustainability</b>	Companies with sustainable and durable business models.
<b>Quality</b>	Superior quality businesses as demonstrated by Competitive edge, Pricing power, ROE, FCF. Good quality and competent management teams.
<b>Growth</b>	Business that can deliver superior growth over medium term to long term.
<b>Price</b>	Ability to invest at reasonable valuations. Fair value approach to valuations. Focus on economic value of business.

## PORTFOLIO STRUCTURE

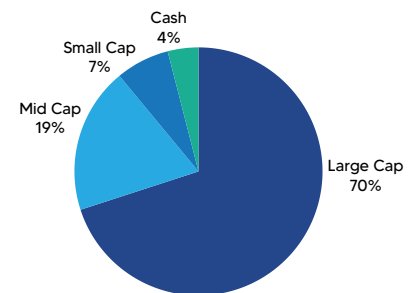
Particular	Comment
Investment Style	Blend of Growth & Quality
Benchmark	Nifty 50 TRI
Reports	Monthly Factsheet, Monthly Performance & Account Statement
Payments	Fund Transfer / Cheque / Stock Transfer
Platform	Portfolio Management Services
Minimum Ticket Size	INR 50 Lakhs
Investment Horizon	4-5 years
Exit Load	"Exit within 24 months -1% After 24 months - NIL"

## PERFORMANCE SNAPSHOT

Particular	3 Months	1 Year	2 Year- CAGR	3 Year- CAGR	5 Year- CAGR
ROP	6.59%	1.64%	12.55%	17.20%	19.28%
Nifty 50 TRI	6.33%	11.88%	10.98%	14.32%	14.68%

Returns are for all clients on TWRR basis. The performance related information provided herein is not verified by SEBI.

## MARKET CAP



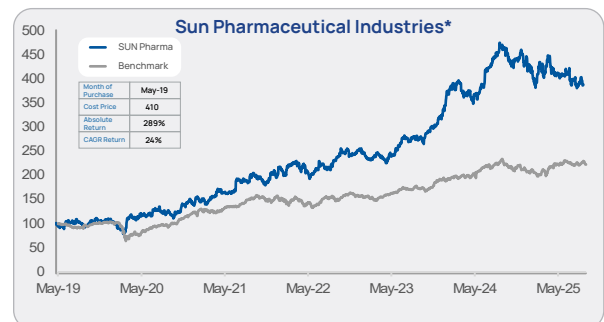
## TOP STOCKS

Company	Weight
HDFC BANK LTD	9.74%
RELIANCE INDUSTRIES LTD	7.65%
STATE BANK OF INDIA	6.04%
INFOSYS LTD	5.56%
TECH MAHINDRA LTD	5.33%

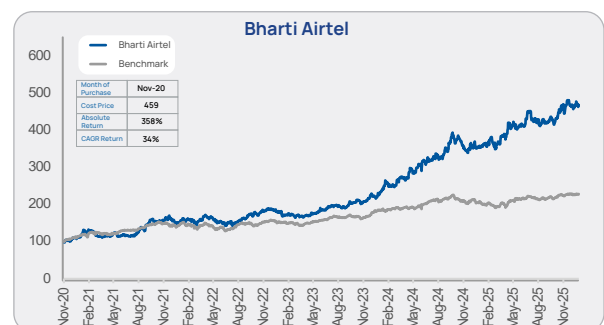
## TOP SECTORS

Sector	Weight
BFSI	33.68%
INFORMATION TECHNOLOGY	16.79%
CONSUMER DISCRETIONARY	13.40%
DIVERSIFIED	7.65%
INTERNET	5.45%

## WEALTH COMPOUNDERS



\*Source: Stock-index prices from NSE, Data as of 30<sup>th</sup> Sep-25 \*Exited



\*Source: Stock-index prices from NSE, Data as of 31<sup>st</sup> Dec-25